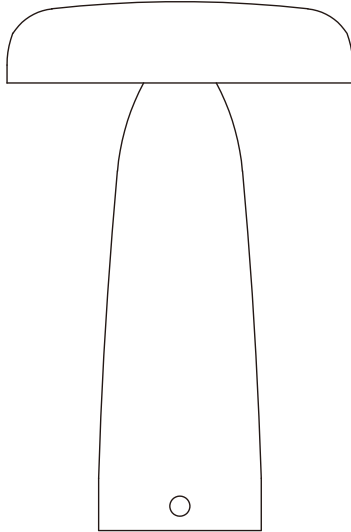


Package contents (parts are not to scale):

A



B



Part	Description	Quantity
A	Recharging Table Lamp	1
B	USB-Type-C cable(100cm)	1

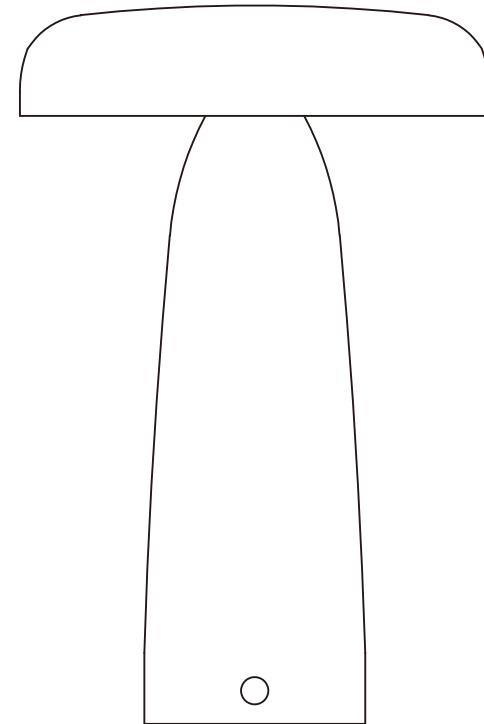
Care and Cleaning

EXTERIOR MAINTENANCE

1. To clean the outside of the fixture, use a dry or slightly dampened clean cloth (use clean water, never a solvent) to wipe the surface of the fixture.
2. Do not use any cleaners with chemicals, solvents or harsh abrasives. Use only a dry soft cloth to dust or wipe carefully.

Recharging Table Lamp

Art Nr. 11000000109



Pre-Installation

PLANNING THE INSTALLATION

Read all instructions before assembly and installation. Before starting installation of the fixture or removal of a previous fixture, disconnect the power by turning off the circuit breaker or by removing the fuse at the fuse box. To avoid damaging this product, assemble it on a soft, non-abrasive surface such as carpet or cardboard.

TOOLS REQUIRED



Knife

Product detail information:

Max Watt: LED 2W

Kelvin: 2700K

Lumen: 80Lumen

Battery type: 2000mAh

Charging time: 4 hours

Running time: 6-40 hours

Lamp guarantee: 1 year

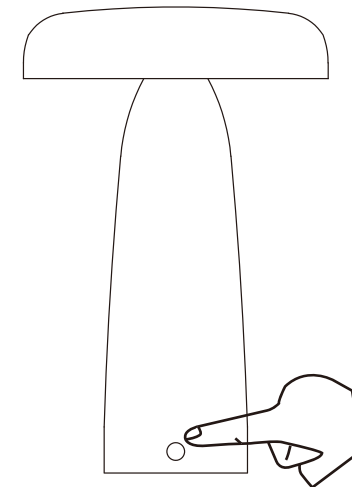
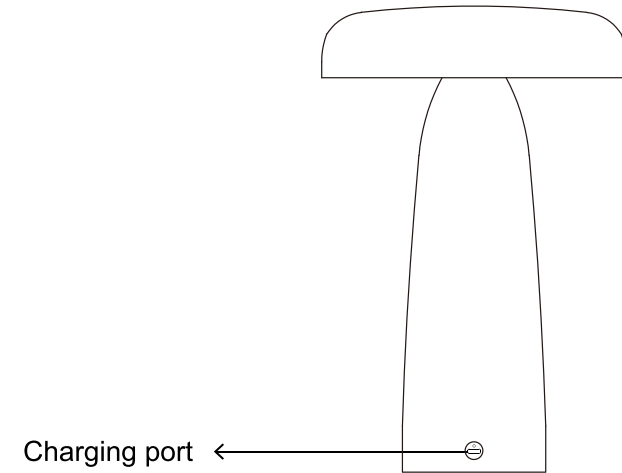
With USB-Type C cable supplied(5V 1A)

Switch Type: Touch Sensor / Dimmable

(Touch DIM 100%-50%-20%, long touch for stepless dimming 10%-100%)

Switch instruction:

Please charge the lamp before use. The indicator light is Red when charging, and turn to Green when fully charged.



Touch DIM 100%-50%-20%
Long touch for stepless dimming 10%-100%