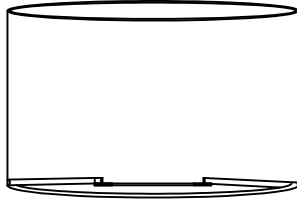



## Package contents (parts are not to scale):

A



B



C



Part	Description	Quantity
A	The fixture	1
B	Shade	1
C	USB-Type C cable	1

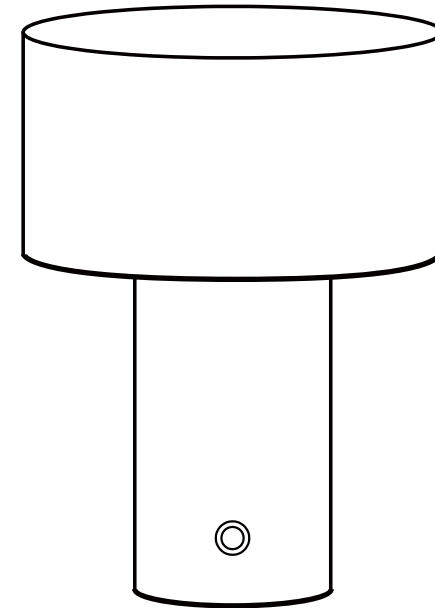
## Care and Cleaning

### EXTERIOR MAINTENANCE

1. To clean the outside of the fixture, use a dry or slightly dampened clean cloth (use clean water, never a solvent) to wipe the surface of the fixture.
2. Do not use any cleaners with chemicals, solvents or harsh abrasives. Use only a dry soft cloth to dust or wipe carefully.

## RECHARGING TABLE LAMP

Art Nr. 11000000118



## Pre-Installation

### PLANNING THE INSTALLATION

Read all instructions before assembly and installation. Before starting installation of the fixture or removal of a previous fixture, disconnect the power by turning off the circuit breaker or by removing the fuse at the fuse box. To avoid damaging this product, assemble it on a soft, non-abrasive surface such as carpet or cardboard.

### TOOLS REQUIRED



Knife

## Product detail information:

Max Watt: :DC 5V 1A 2835LED 5W

Kelvin: 3000K

Lumen: 300Lumen

Lamp gurantee: 2 years

Battery type: 3.7V 4000mAh

Charging time: 3-4 hours

Running time: 6-8 hours

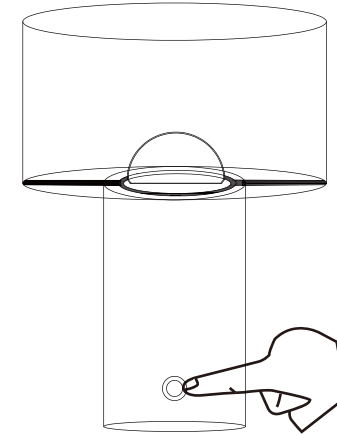
with 1Meter USB-Type C cable

With touch dim

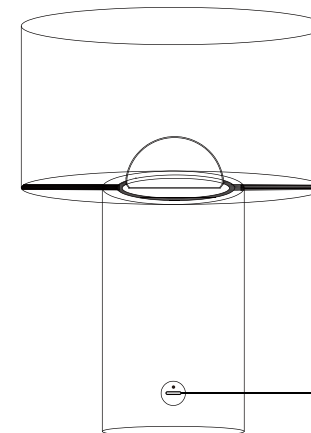
(Short touch ON 20%-50%-100%-OFF long touch stepless dimming)

## Switch instruction:

Please charge the lamp before use. The indicator light is Red when charging, and turn to Green when fully charged.



Short touch ON 20%-50%-100%-OFF  
Long touch stepless dimming



USB charging port