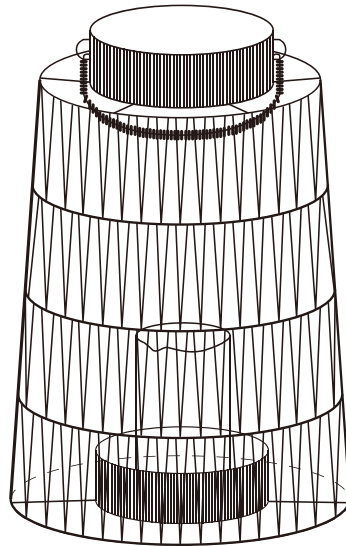


Package contents (parts are not to scale):

A



Part	Description	Quantity
A	Light fixture	1


Care and Cleaning

EXTERIOR MAINTENANCE

1. To clean the outside of the fixture, use a dry or slightly dampened clean cloth (use clean water, never a solvent) to wipe the surface of the fixture.
2. Do not use any cleaners with chemicals, solvents or harsh abrasives. Use only a dry soft cloth to dust or wipe carefully.

PE RATTAN LANTERN

Art Nr. 11000000138 & 11000000139



Pre-Installation

PLANNING THE INSTALLATION

Read all instructions before assembly and installation. Before starting installation of the fixture or removal of a previous fixture, disconnect the power by turning off the circuit breaker or by removing the fuse at the fuse box. To avoid damaging this product, assemble it on a soft, non-abrasive surface such as carpet or cardboard.

TOOLS REQUIRED





Knife

Product detail information:

- LED Light: 1PCS 0.06W
- Lumen: 2-3Lumen
- Kelvin: 2000K
- Battery box: 3 x AAA (Battery not included)
- Working time: 6-18 Hours
- Lamp guarantee: 2 years
- Function: ON/OFF
- IP44
- Lamp guarantee: 2 years

Operation instruction:



Battery box: 3xAAA
With 6H/18H timer