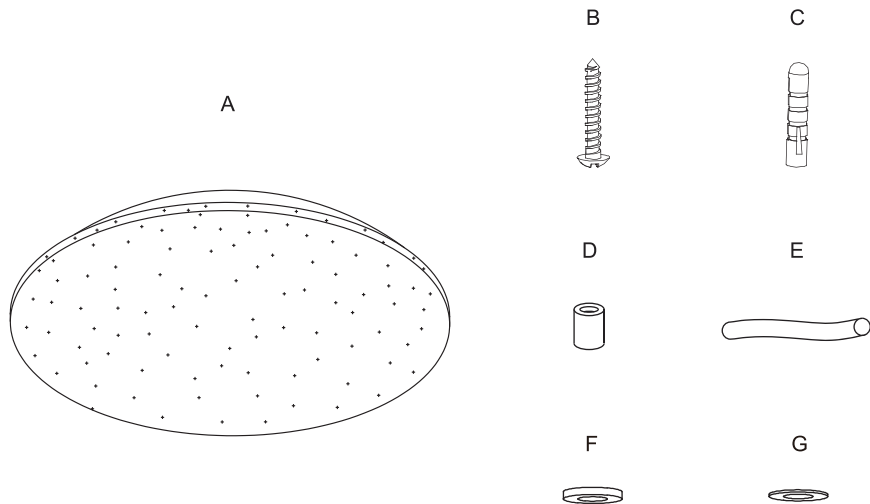


Package contents (parts are not to scale):



Part	Description	Quantity
A	Fixture body	1
B	SS Self-Tapping screw (ST4*25mm)	3
C	Wall expansion particle	3
D	Plastic cylinder (H) 8mm	3
E	Fiber sleeve (L10cm)	3
F	Silicon gaskets	3
G	Washer	3

Parameters:

Rated Wattage	Rated Voltage	Color Temperature	Lumen	LED lifetime	IP Class	Dimension
17W	220-240V	3000K	1500M	20000 hours	IP44	Dia.320*H50mm

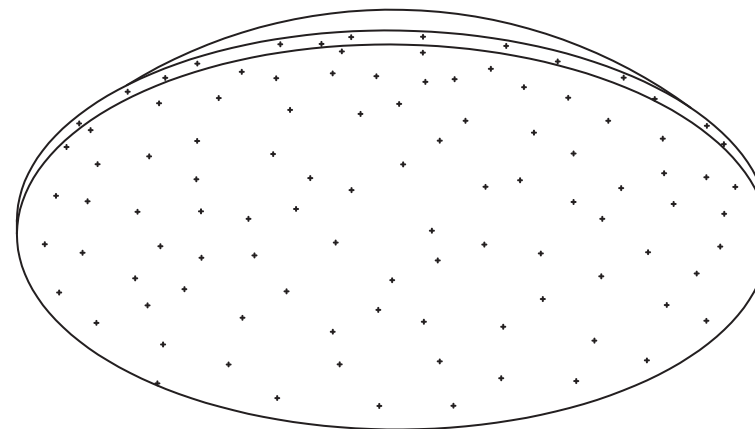
Care and Cleaning

EXTERIOR MAINTENANCE

1. To clean the outside of the fixture, use a dry or slightly dampened clean cloth (use clean water, never a solvent) to wipe the surface of the fixture.
2. Do not use any cleaners with chemicals, solvents or harsh abrasives. Use only a dry soft cloth to dust or wipe carefully.

INTERIOR CEILING LIGHT (IP44)

Art Nr. 11000000172

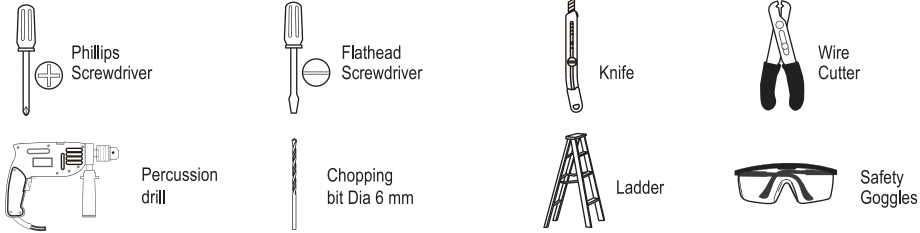


Pre-Installation

PLANNING THE INSTALLATION

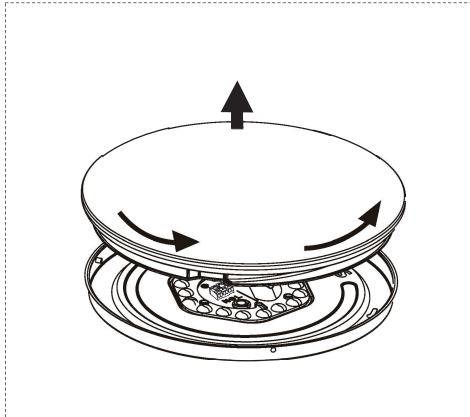
Read all instructions before assembly and installation. Before starting installation of the fixture or removal of a previous fixture, disconnect the power by turning off the circuit breaker or by removing the fuse at the fuse box. To avoid damaging this product, assemble it on a soft, non-abrasive surface such as carpet or cardboard.

TOOLS REQUIRED

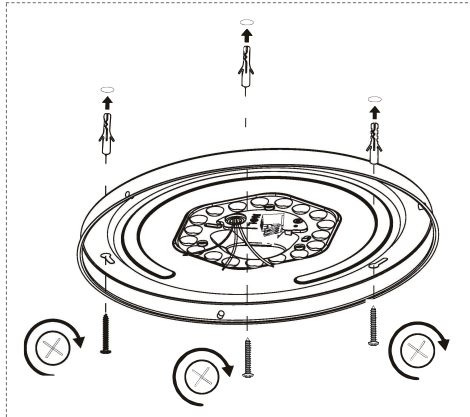


Installation (Make sure to turn off the main power)

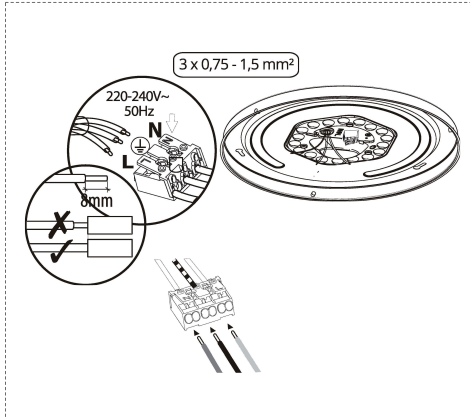
Step 1.



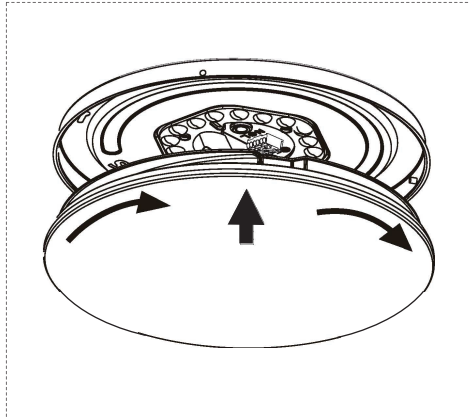
Step 2.



Step 3.

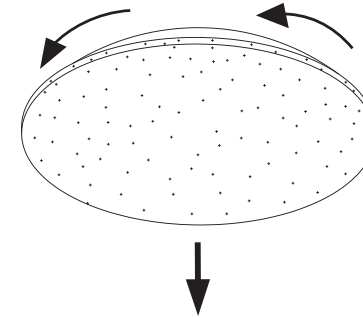


Step 4.

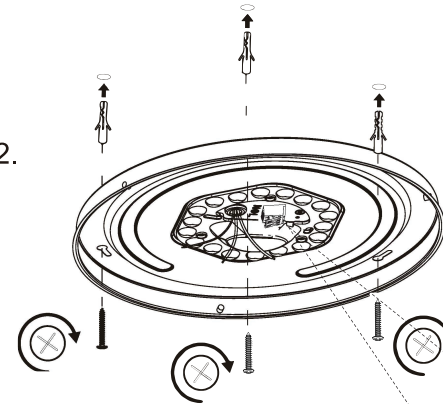


Installation (continued)

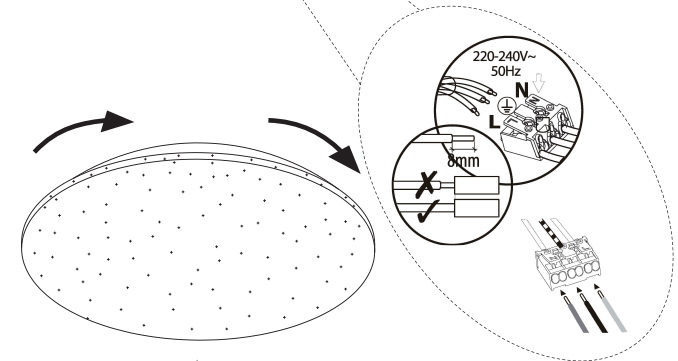
Step 1.



Step 2.



Step 3.



Step 4.

