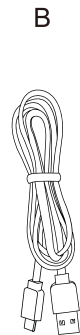
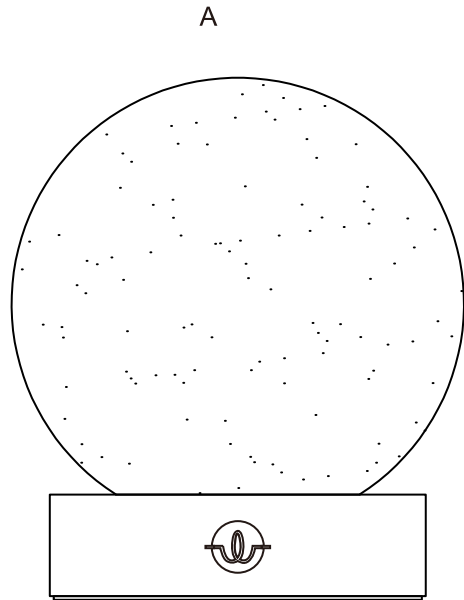


Package contents (parts are not to scale):



Part	Description	Quantity
A	Recharging Table Lamp	1
B	Type-C cable	1

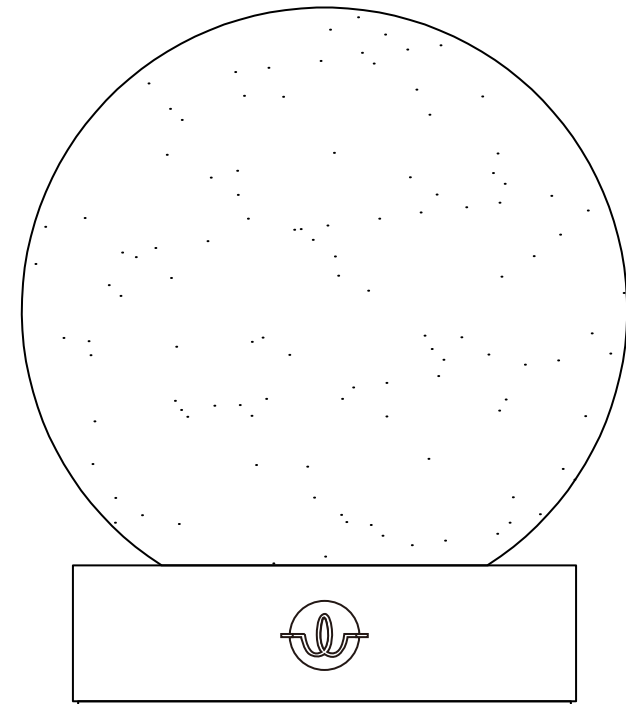
Care and Cleaning

EXTERIOR MAINTENANCE

1. To clean the outside of the fixture, use a dry or slightly dampened clean cloth (use clean water, never a solvent) to wipe the surface of the fixture.
2. Do not use any cleaners with chemicals, solvents or harsh abrasives. Use only a dry soft cloth to dust or wipe carefully.

Recharging Table Lamp

Art Nr. 21024-014-00



Pre-Installation

PLANNING THE INSTALLATION

Read all instructions before assembly and installation. Before starting installation of the fixture or removal of a previous fixture, disconnect the power by turning off the circuit breaker or by removing the fuse at the fuse box. To avoid damaging this product, assemble it on a soft, non-abrasive surface such as carpet or cardboard.

TOOLS REQUIRED



Product detail information:

Max Watt: LED 2W

Kelvin: 2700K-6000K-4000K

Lumen: 36Lumen

Lamp gurantee: 1 years

Battery type: 2000mAh Li-ion battery

Charging time: 4-5 hours

Running time: 6-50 hours(Minimum brightness)

With 1M Type C-USB cable supplied(5V 1A)

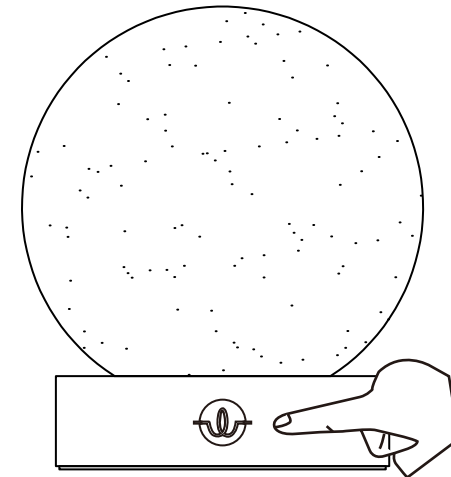
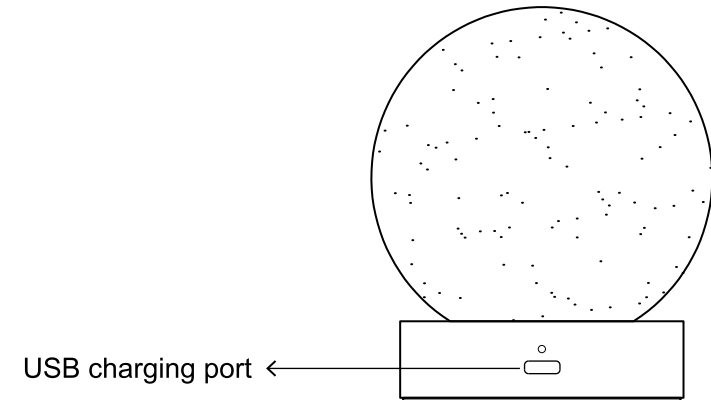
With touch dim

(touch CCT 2700K-6000K-4000K, long touch stepless dimming)

(with 500times recharging, it means after 500times it could not be "100% full filled" but still could be recharged)

Switch instruction:

Please use the bottom charging port to charge before use, When charging the indicator is red. When charging is completed the indicator is green.



NO-2700K-6000K-4000K-OFF