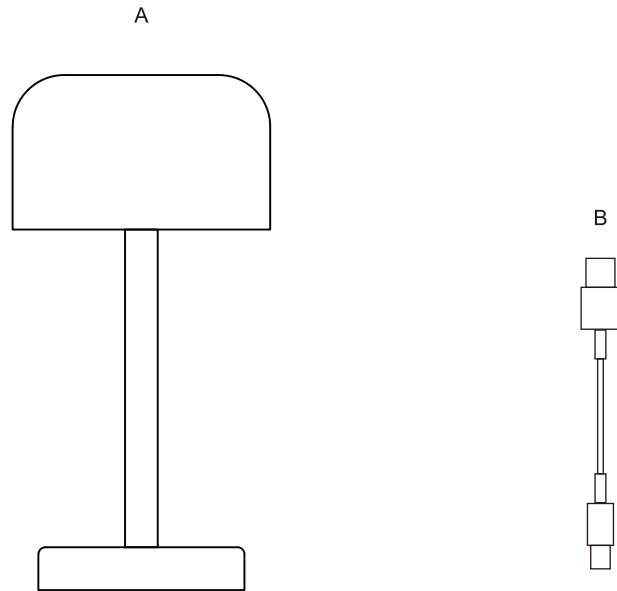


Package contents (parts are not to scale):



Part	Description	Quantity
A	The fixture with wire	1
B	Type-C cable	1

Light source

Max. LED 2W 100Lumen 6000K-3000K-4000K 5V = 1A

(Lamp gurantee: 2 years)

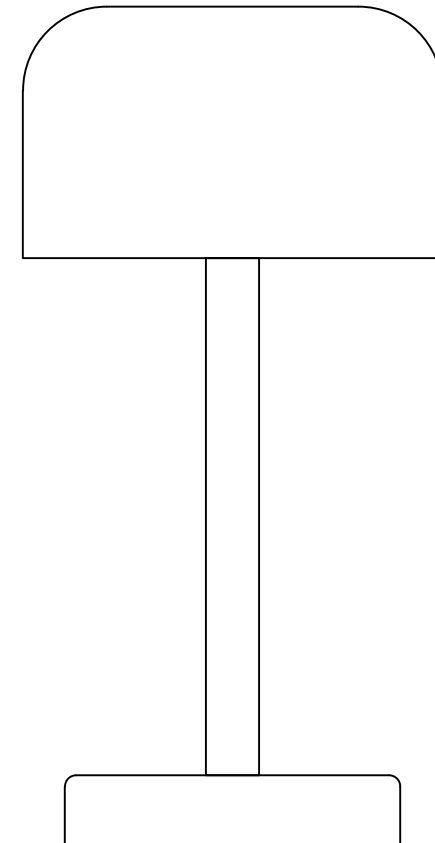
Care and Cleaning

EXTERIOR MAINTENANCE

1. To clean the outside of the fixture, use a dry or slightly dampened clean cloth (use clean water, never a solvent) to wipe the surface of the fixture.
2. Do not use any cleaners with chemicals, solvents or harsh abrasives. Use only a dry soft cloth to dust or wipe carefully.

INTERIOR TABLE LAMP

Art Nr. 23303-025-71,21013-024-05,21034-025-20



Pre-Installation

PLANNING THE INSTALLATION

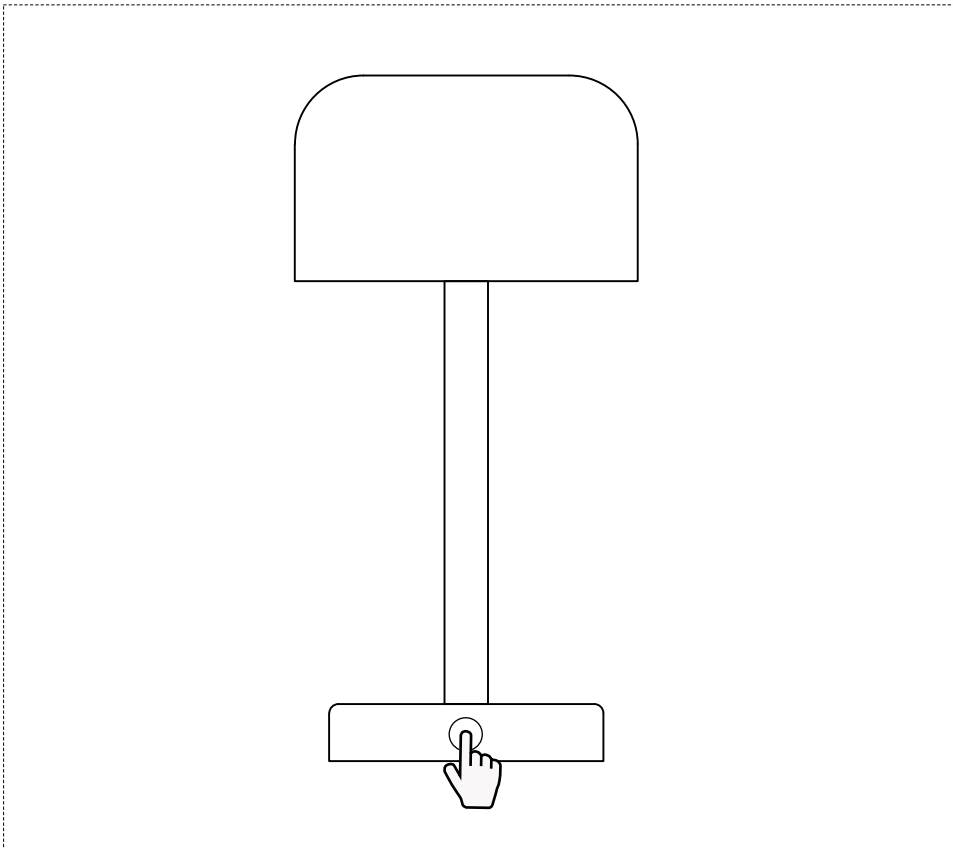
Read all instructions before assembly and installation. Before starting installation of the fixture or removal of a previous fixture, disconnect the power by turning off the circuit breaker or by removing the fuse at the fuse box. To avoid damaging this product, assemble it on a soft, non-abrasive surface such as carpet or cardboard.

TOOLS REQUIRED

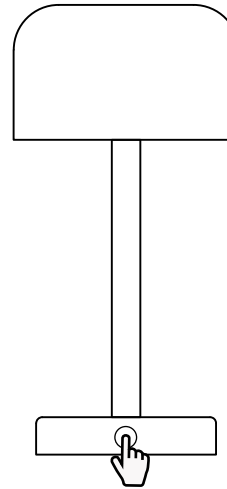


Knife

Installation



Instructions for use



Touch switch, on/off, long touch for dimming

3-CCT Touch DIM

touch one time 6000K, long pressing dimming

touch 2nd time 3000K, long pressing dimming

touch 3rd time 4000K, long pressing dimming

touch 4th time OFF

Full charge can be used for 6 to 8 hours at a time

Battery capacity 1800mAh

Charging time: 3.5 hours

Running time: 4-65 hours

Charging voltage 5V=1A

Charging with red light, full with green light

Lamp gurantee: 2 years

