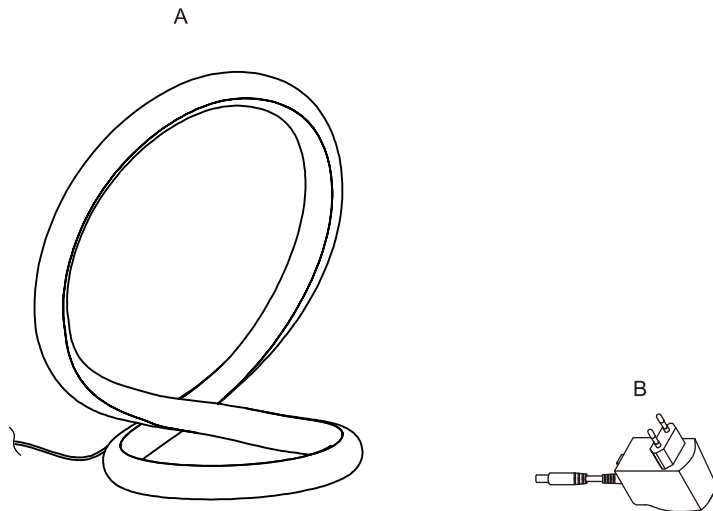


**Package contents (parts are not to scale):**



Part	Description	Quantity
A	Lighting fixture with wire	1
B	LED driver plug	1

**Light source**

**Max. LED 13W 520Lumen 3000K (Dimmable)**

**(Lamp gurantee: 3 years)**

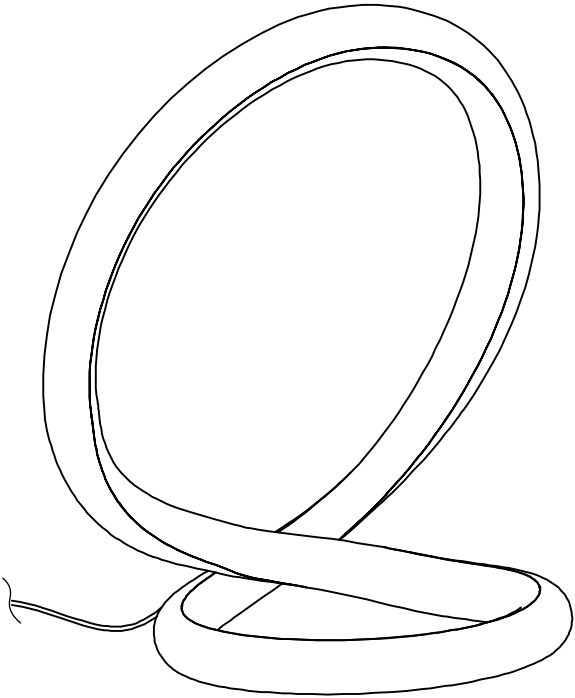
**Care and Cleaning**

**EXTERIOR MAINTENANCE**

1. To clean the outside of the fixture, use a dry or slightly dampened clean cloth (use clean water, never a solvent) to wipe the surface of the fixture.
2. Do not use any cleaners with chemicals, solvents or harsh abrasives. Use only a dry soft cloth to dust or wipe carefully.

**INTERIOR TABLE LAMP**

Art Nr. 23307-029-71



## Pre-Installation

### PLANNING THE INSTALLATION

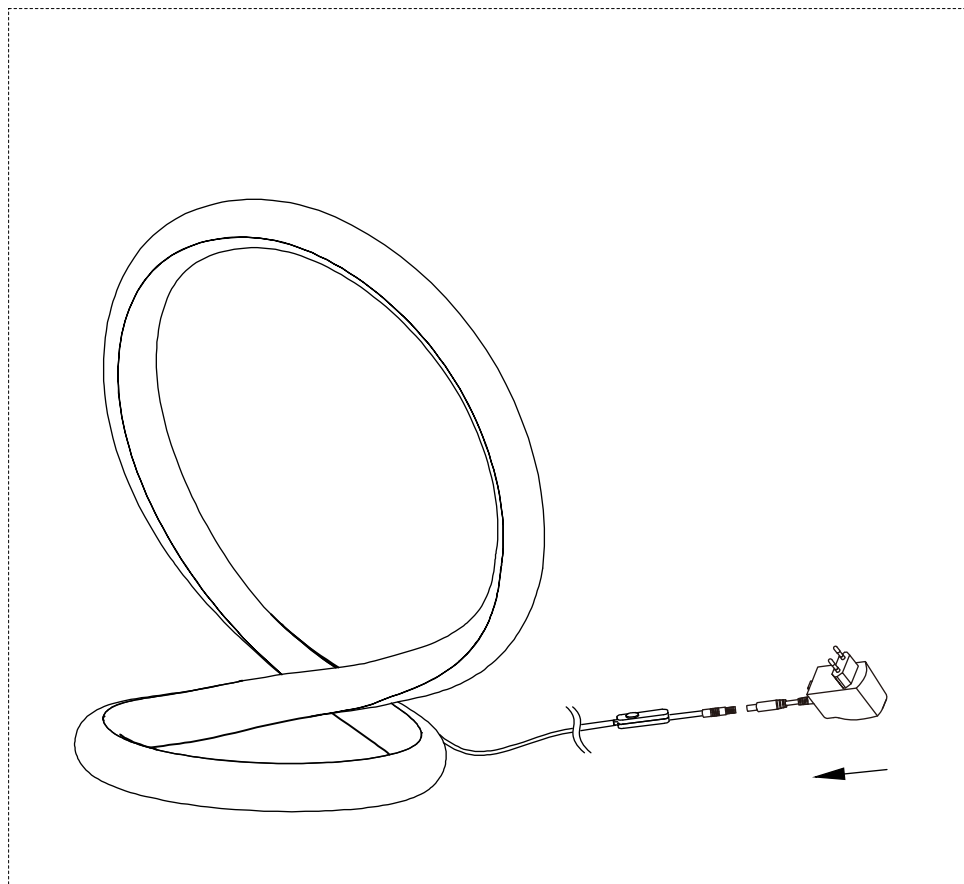
Read all instructions before assembly and installation. Before starting installation of the fixture or removal of a previous fixture, disconnect the power by turning off the circuit breaker or by removing the fuse at the fuse box. To avoid damaging this product, assemble it on a soft, non-abrasive surface such as carpet or cardboard.

### TOOLS REQUIRED

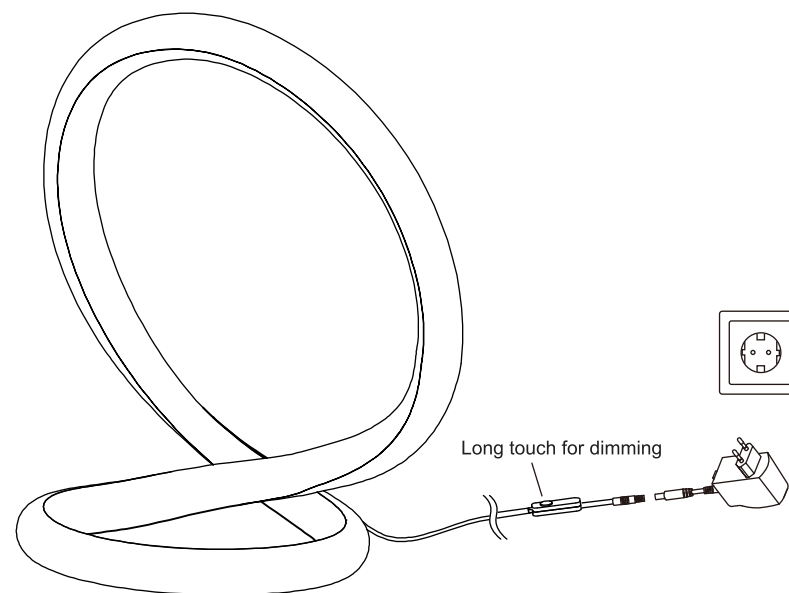


Knife

## Installation



## Installation (continued)



### Operation

- ☐ Turn on power at the circuit breaker or fuse box.
- ☐ Turn the light switch on to activate the fixture.