

DINOSAUR NIGHT LIGHT INSTRUCTIONS

A colorful glowing dinosaur

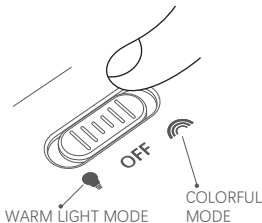
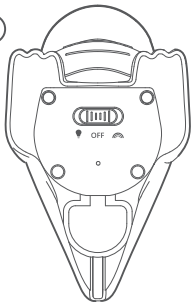


Thank you for your purchase.
Please read this manual before using.

V1.0

INSTRUCTIONS

①



Flip the bottom switch to select warm light mode and colorful mode. Switch to the middle OFF to turn off the light.

②



WARM LIGHT MODE

In warm light mode, tap the dinosaur to adjust the brightness. First tap, 100% brightness- Second tap, 50% brightness- Third tap, 10% brightness- Fourth tap, Turn off.



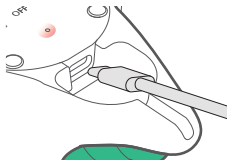


COLORFUL MODE

Tapping the dinosaur produces a psychedelic double color changing light.



CHARGING INDICATOR

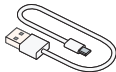


Charging State	Charging Indicator
Charging	Light on
Fully charged	Light off

PACKAGE CONTENT



Product Manual X 1



USB Cable X 1



Dinosaur Night Light X 1

PRODUCT INFORMATION

Product Name:	Dinosaur Night Light
Product Model:	JXJA020
Product Specification:	85x135x138mm
Product Material:	Silicone/ABS/HIPS
Product Weight:	170g
Product Power:	0.45W
Battery Capacity:	1200mah/3.7V
Power Input:	DC5V , 0.5A
Duration of Endurance:	Low Light 50H / High Light 5H
Charging Time:	About 4.5 hours

WARNING

- Please read the instructions carefully before using this product.
- Please wipe the product with a cloth, do not use abrasive agents or solvents, to avoid corrosion of silicagel and electronic components stained with liquid.
- Keep packing materials (e.g. plastic bags, bubble wrap, etc.) out of reach of children to avoid the risk of suffocation.
- Do not place the product in a humid environment or immersed in water.
- LED light source may be very strong, do not look at the light source for a long time.
- This light source cannot be replaced. The whole light should be replaced at the end of its life.
- This product is not flame retardant, do not put it near the fire source.
- The product contains lithium battery. If not used for a long time, please charge the battery to more than 50% before storage to protect the battery life.