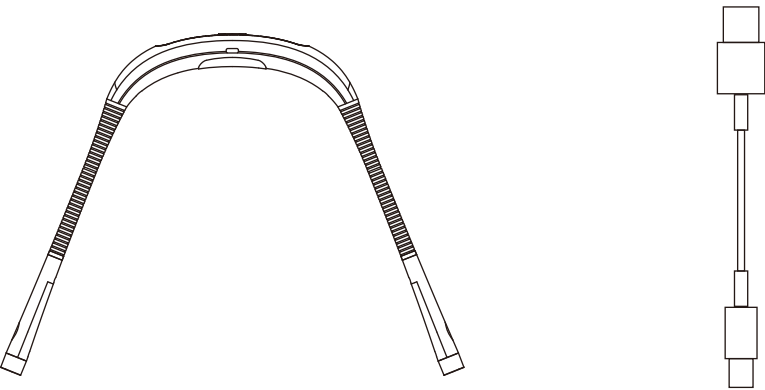


Package contents (parts are not to scale):



Glocusent Original Neck Reading Light	1
User Manual	1
USB-C Cable	1
Bookmark	1

Product Specifications

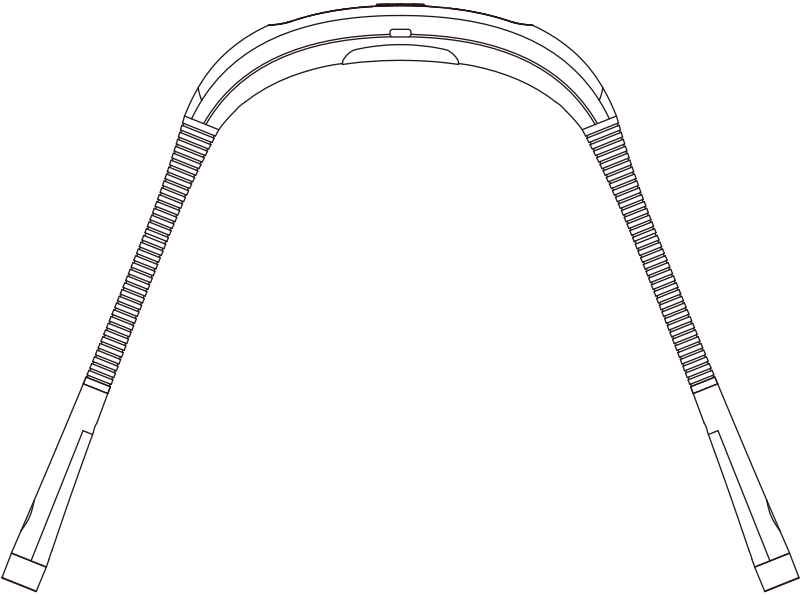
Model	GLCSNTBL001
Brightness	6LM-60LM (Each Head)
Color Temperature	2700K, 4000K, 6000K
Battery	Lithium
Battery Capacity	1000mAh
LED Beads	2 LEDs (One for Each Head)
Dimensions	7.4*3.94*10 IN
Weight	4.4Oz / 125G
Certificates	CE, FCC, PSE, ROHS, C-tick, UKCA
Input	5V / 1A



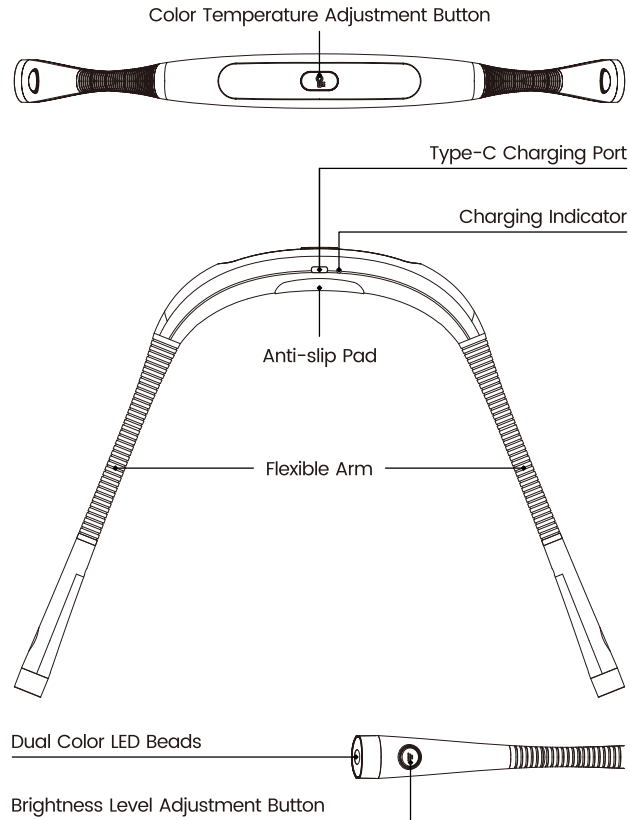
INSTRUCTIONS MANUAL
for NECK READING LAMP

NECK READING LAMP

Art Nr. 09112-002-50



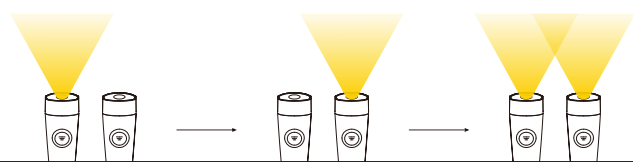
Product Details



Instruction

Brightness Levels		Color Temperatures	
Short Press Once for General Reading	Level 1	Short Press Once for Yellow Light	2700K
Short Press Twice for Brighter Reading	Level 2	Short Press Twice for Warm White Light	4000K
Short Press Third Times for Precise Reading	Level 3	Short Press Third Times for Cool White Light	6000K

Independent Control For Each Head



Precautions

- ◆ Use 5V/1A output wall plug to make sure the neck light is working at its full capacity.
- ◆ The power indicator light will turn green when the neck light is connected with power.
- ◆ Please avoid placing this light in an extreme temperature environment (either too hot or too cold).
- ◆ Disposal: When you are ready to dispose of the product after wearing it out, please make sure to follow the instructions of your local government for environmental and safety purposes.

How to Charge the Bookmark Book Light

- 1 Plug the USB-C cable into the charging port, and connect it with a 5V/1A power plugger.
- 2 It takes about 3 hours to fully charge the LED neck reading light.
- 3 Please fully charge the product before first use.

Note: The indicating light will flash in red when it's charging, and the indicating light will be green when the book light it's fully charged.